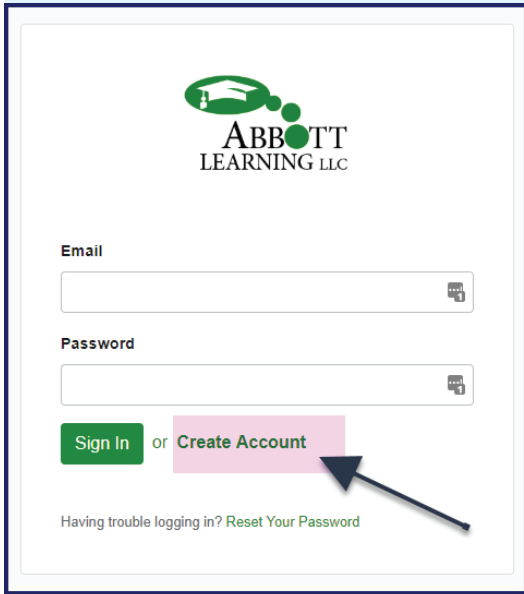


How to sign up for online practice tests

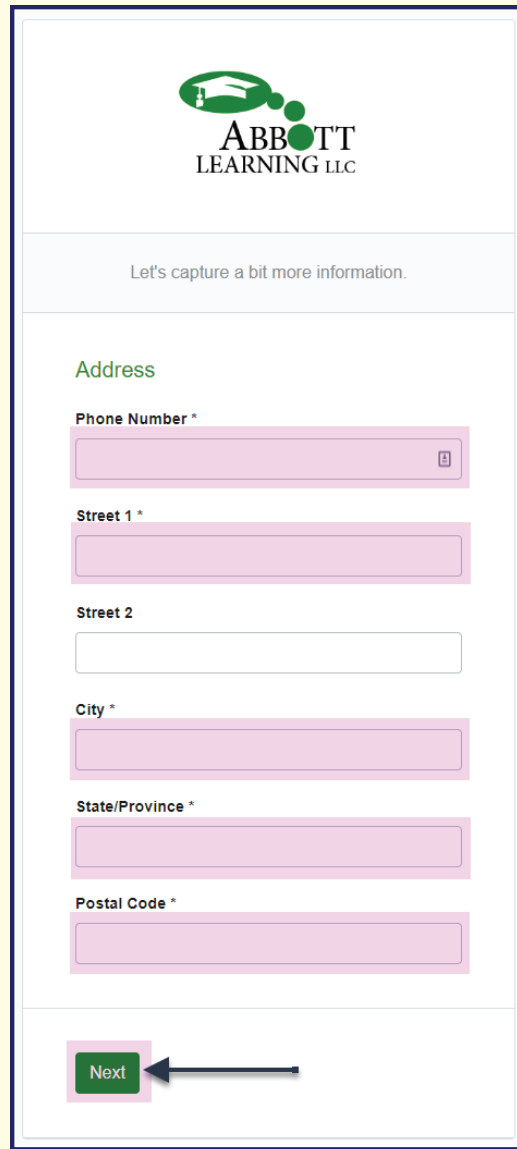
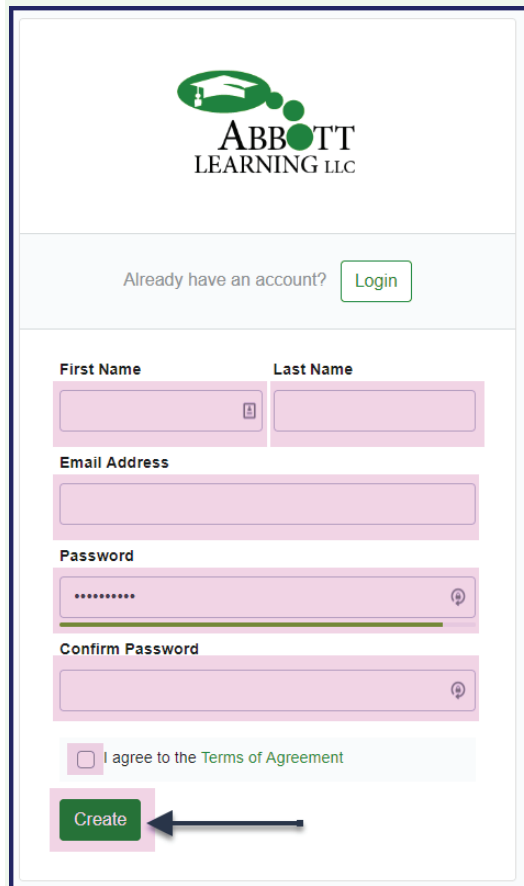
Step 1

Go to abbottlearning.digitalchalk.com and click *Create Account*.



Step 2

Enter required info, accept the terms, and click *Create Account*.

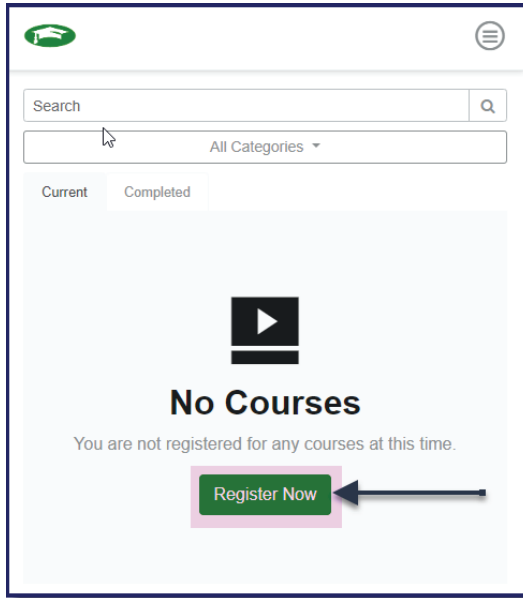


Step 3

Enter additional info and click *Next*.

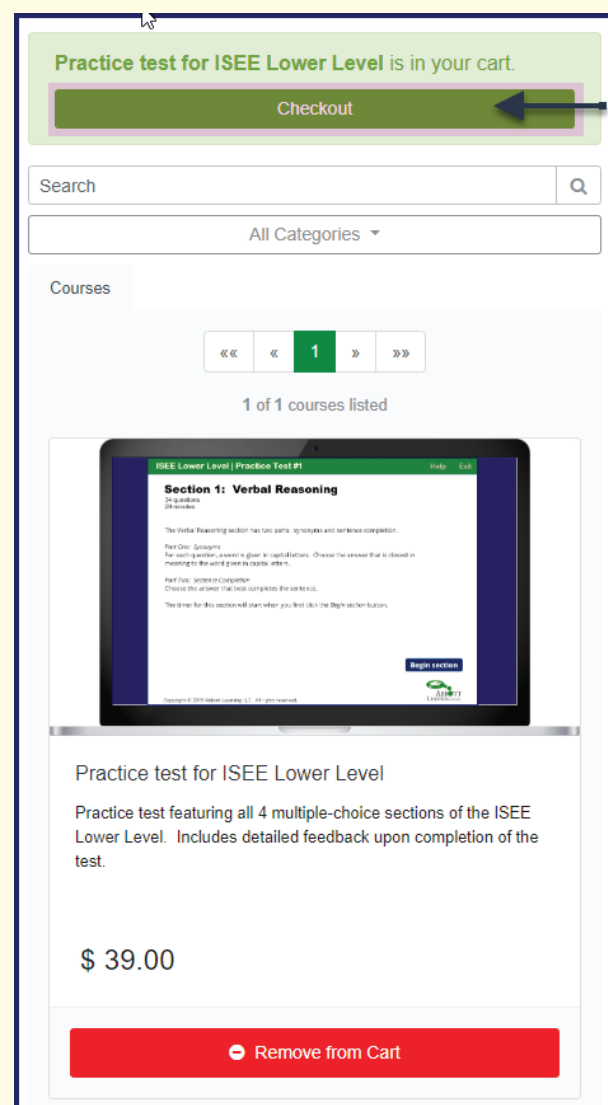
Continued...

How to sign up for online practice tests



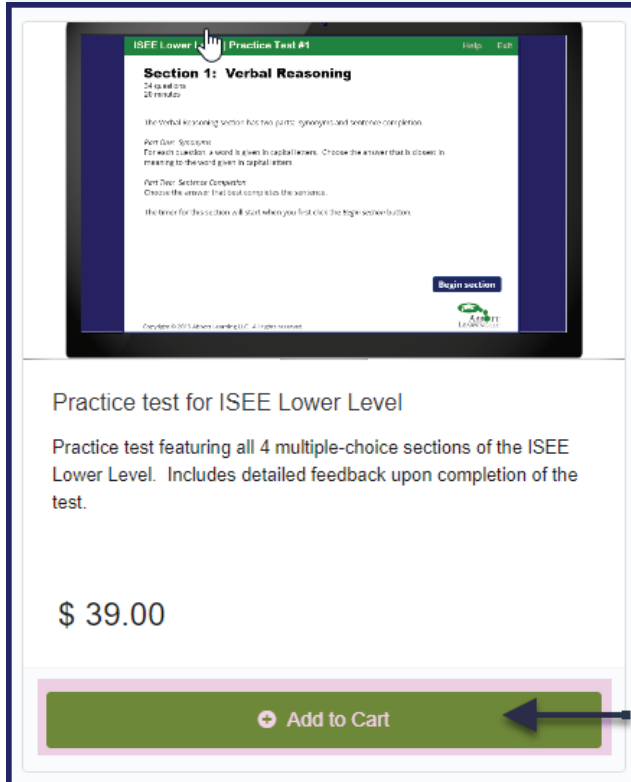
Step 4

Click *Register Now* to see the course catalog.



Step 5

Click *Add to Cart* for the practice test(s) you would like to purchase.



Step 6

Click *Checkout*.

Continued...

How to sign up for online practice tests

Step 7

If you have a coupon code, enter it and click *Apply*. Then click *Checkout*.

ABBOTT LEARNING LLC

YOUR SHOPPING CART

ITEM	TOTAL
Practice test for ISEE Lower Level	\$39.00
TOTAL	\$39.00

Coupon Code Apply Checkout

ABBOTT LEARNING LLC

RECEIPT

Success! Your order was processed.

Date: July 17, 2019
Transaction: ea31f42de95c437099371962c80cca2f
Billed To: Benjamin Abbott 48*****6956

ITEM	TOTAL
Practice test for ISEE Lower Level	\$39.00
TOTAL	\$39.00

Done

Step 8

Enter payment info and click *Checkout*.

ABBOTT LEARNING LLC

PAYMENT

Your credit card will be charged \$39.00

Payment

Card Number

Expiration CVV

Billing Information

First Name Last Name

Address on Card

Street 1

Street 2

City State Zip

View Cart Checkout

Step 9

Click *Done* to access the test you have purchased.